



Total Solution Provider in Saw Device

SA2140AM

WCDMA, RF-Rx SAW Filter
Revision 0: January 2002



-
- Electrical Characteristics
 - Package Dimensions
 - Testing Environment
 - Frequency Characteristics
-

SAWNICS Inc.

石英晶体系列产品专业供应商 如需了解更多信息敬请联系: 深圳市格利特电子有限公司

TEL: +86-755-83476790 FAX: +86-755-82523601 E-mail: sales@szgreat.com QQ: 598306447 [Http://www.szgreat.com](http://www.szgreat.com)

□ Electrical Characteristics

Maximum Ratings

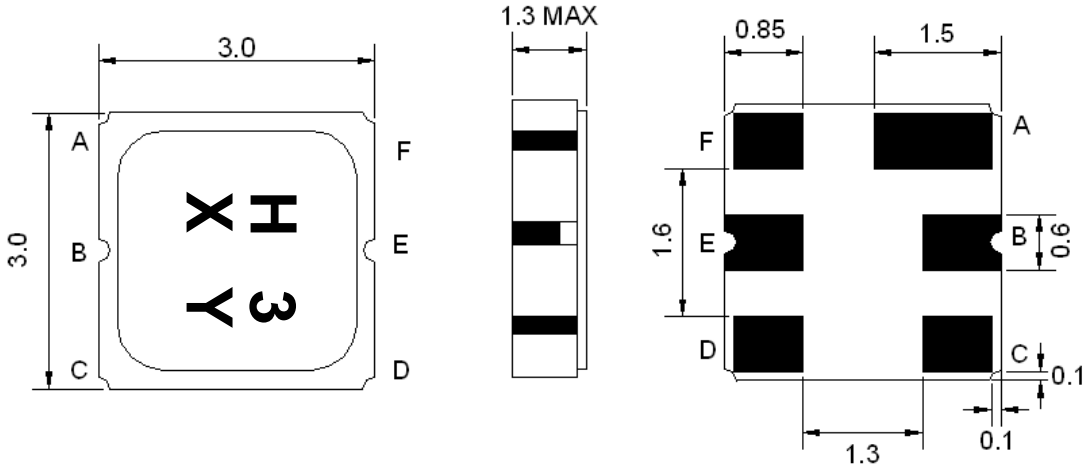
Parameters Description	Unit	Minimum	Typical	Maximum
Operating Temperature Range	°C	-30	-	+85
Storage Temperature Range	°C	-40	-	+85
Maximum DC Voltage	V	-	-	7.5
Maximum Input Power	dBm	-	-	15
Source Impedance (single ended) ⁽¹⁾	Ω	-	50	-
Load Impedance (single ended) ⁽¹⁾	Ω	-	50	-
Package type & size	M			
Length x Width	mm ²	-	3.0 x 3.0	-
Height	mm	-	-	1.3

Electrical Specification

Parameters Description	Unit	Minimum	Typical	Maximum
Center Frequency (Fo)	MHz	-	2140	-
Insertion Loss within 2110 ~ 2170 MHz	dB	-	2.2	3.5
Amplitude Ripple within 2110 ~ 2170 MHz	dB _{p-p}	-	0.9	1.5
Attenuation:				
D.C. ~ 500 MHz	dB	25	35	-
500 ~ 2025 MHz	dB	20	30	-
2025 ~ 2050 MHz	dB	27	37	-
2230 ~ 2260 MHz	dB	41	51	-
2490 ~ 2550 MHz	dB	31	41	-
VSWR within 2110 ~ 2170 MHz	-	-	1.8	2.5

Notes : (1) No Matching Network (Ref. Testing Environment Circuit as shown below).

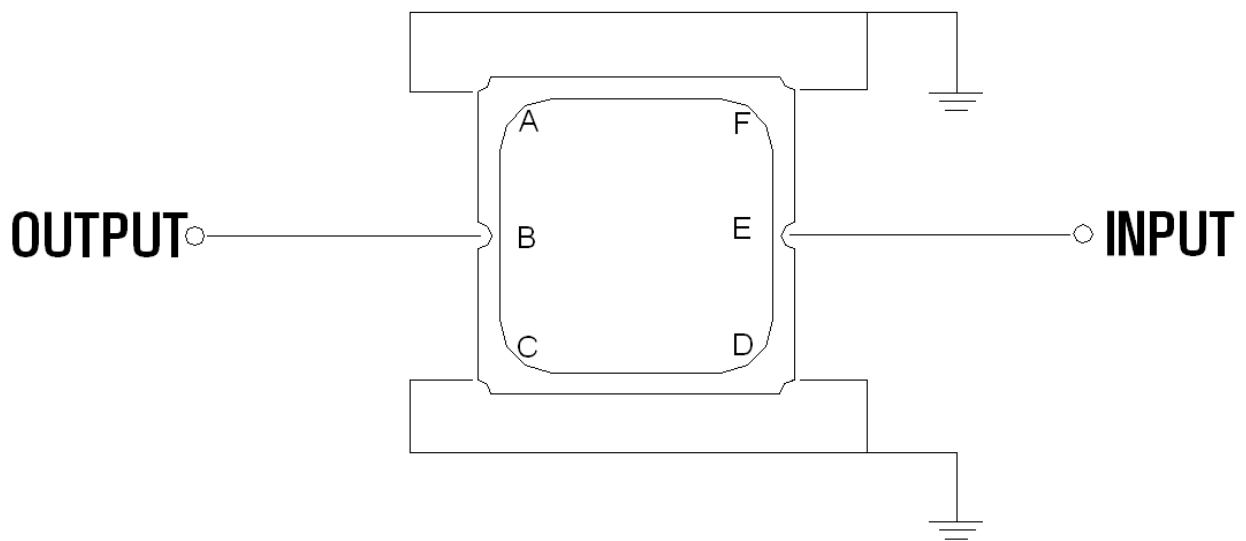
Package Dimensions



Marking Descriptions	
H	WCDMA Application
3	Series Number
X	Date Code(Year)
Y	Date Code(Month)

Pin Description	
A, C, D, F	Ground
E	In
B	Out

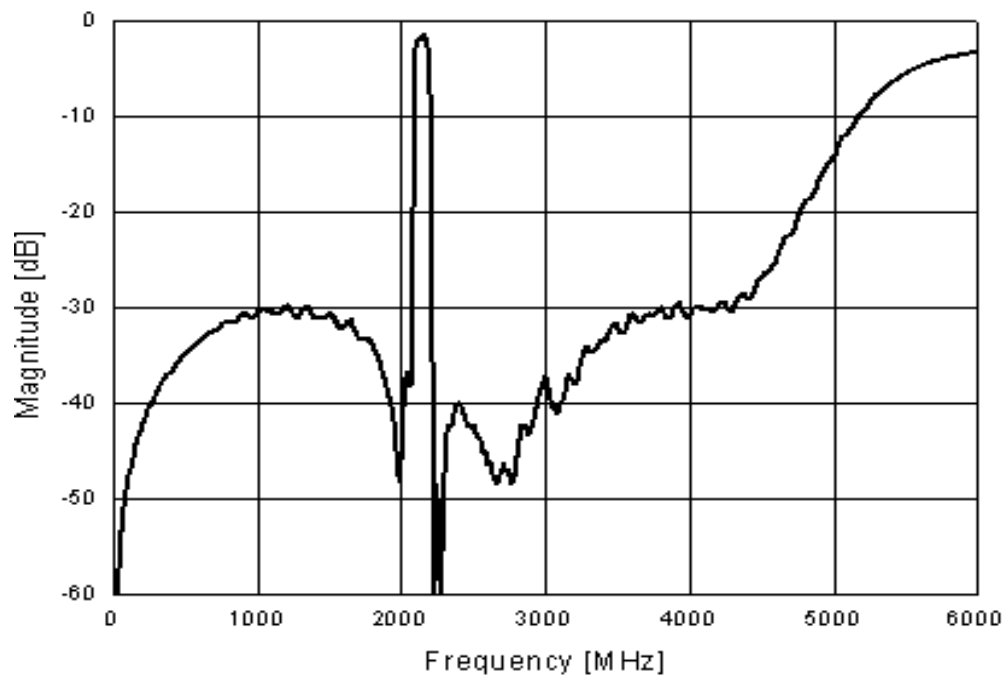
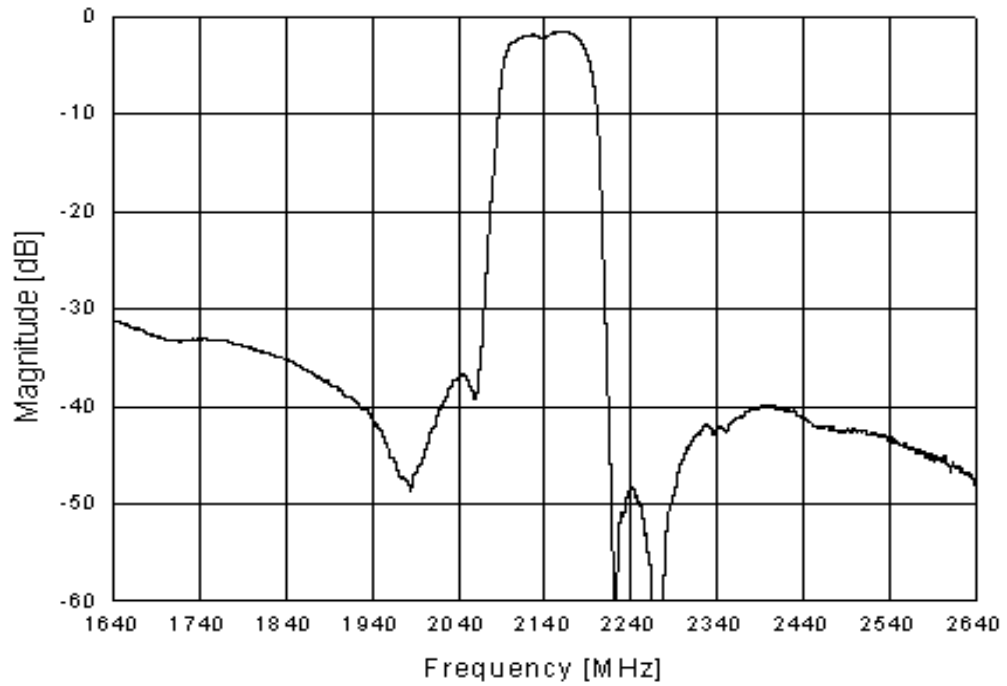
Testing Environment



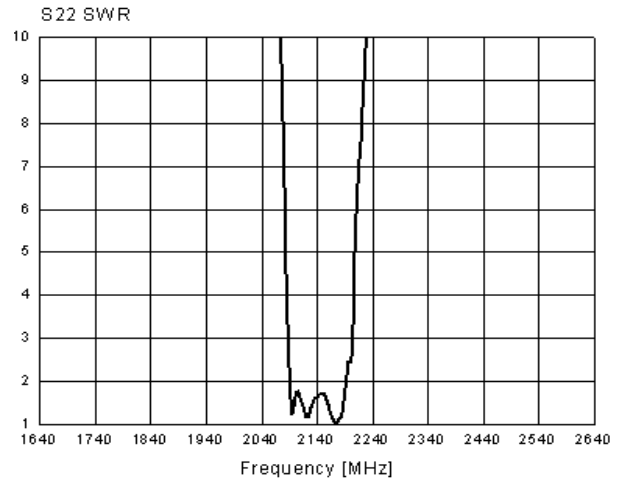
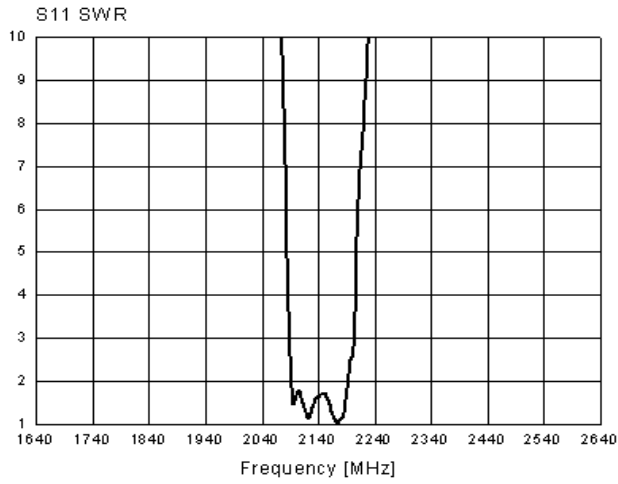
Source & Load Impedance: 50 Ω

□ Frequency Characteristics

Frequency Response



VSWR



Smith Chart

