



Total Solution Provider in Saw Device

SA1950AM

WCDMA, RF-Tx SAW Filter
Revision 0: November 2003



-
- Electrical Characteristics
 - Package Dimensions
 - Testing Environment
 - Frequency Characteristics
-

SAWNICS Inc.

石英晶体系列产品专业供应商 如需了解更多信息敬请联系:深圳市格利特电子有限公司

TEL: +86-755-83476790 FAX: +86-755-82523601 E-mail: sales@szgreat.com QQ: 598306447 [Http://www.szgreat.com](http://www.szgreat.com)

□ Electrical Characteristics

Maximum Ratings

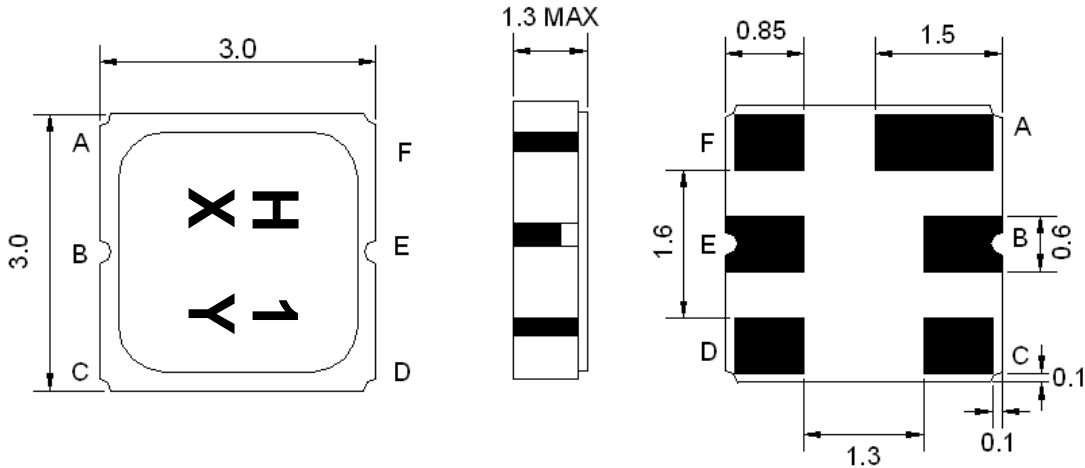
Parameters Description	Unit	Minimum	Typical	Maximum
Operating Temperature Range	°C	-30	-	+85
Storage Temperature Range	°C	-40	-	+85
Maximum DC Voltage	V	-	-	7.5
Maximum Input Power	dBm	-	-	15
Source Impedance (single ended) ⁽¹⁾	Ω	-	50	-
Load Impedance (single ended) ⁽¹⁾	Ω	-	50	-
Package type & size	M			
Length x Width	mm ²	-	3.0 x 3.0	-
Height	mm	-	-	1.3

Electrical Specification

Parameters Description	Unit	Minimum	Typical	Maximum
Center Frequency (Fo)	MHz	-	1950	-
Insertion Loss within 1920 ~ 1980 MHz	dB	-	2.8	4.0
Amplitude Ripple within 1920 ~1980 MHz	dB _{p-p}	-	1.4	2.4
Attenuation:				
D.C. ~ 1840 MHz	dB	20	31	-
1840 ~ 1900 MHz	dB	10	17	-
2000 ~ 2030 MHz	dB	4.5	9	-
2030 ~ 2060 MHz	dB	20	50	-
2060 ~ 5000 MHz	dB	22	26	-
VSWR within 1920 ~ 1980 MHz	-	-	1.9	2.4

Notes : (1) No Matching Network (Ref. Testing Environment Circuit as shown below).

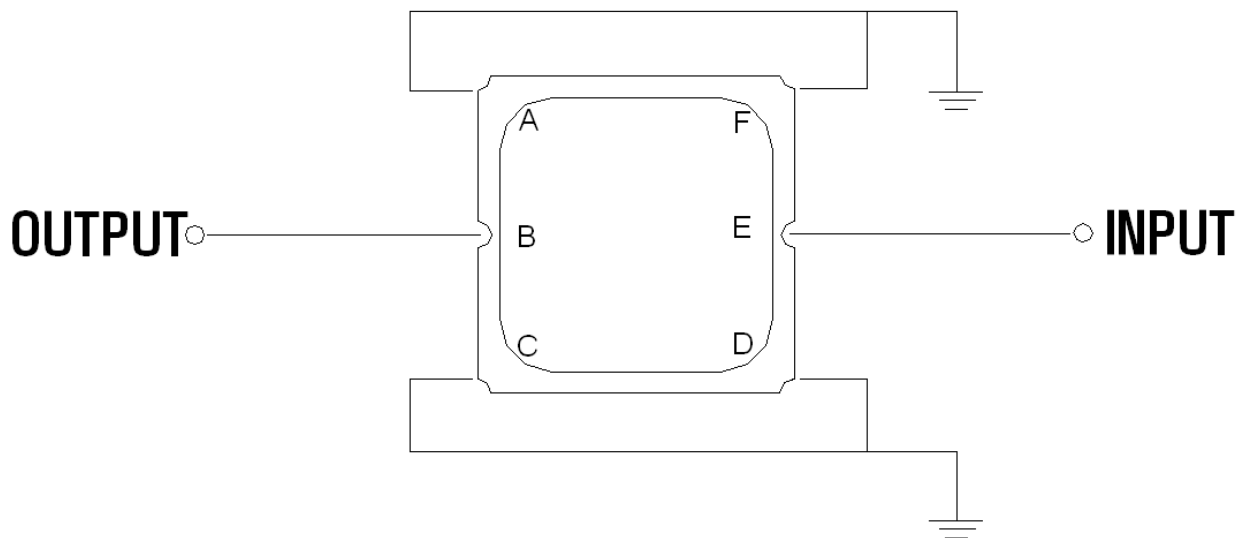
□ Package Dimensions



Marking Descriptions	
H	WCDMA Application
1	Series Number
X	Date Code(Year)
Y	Date Code(Month)

Pin Description	
A, C, D, F	Ground
E	In
B	Out

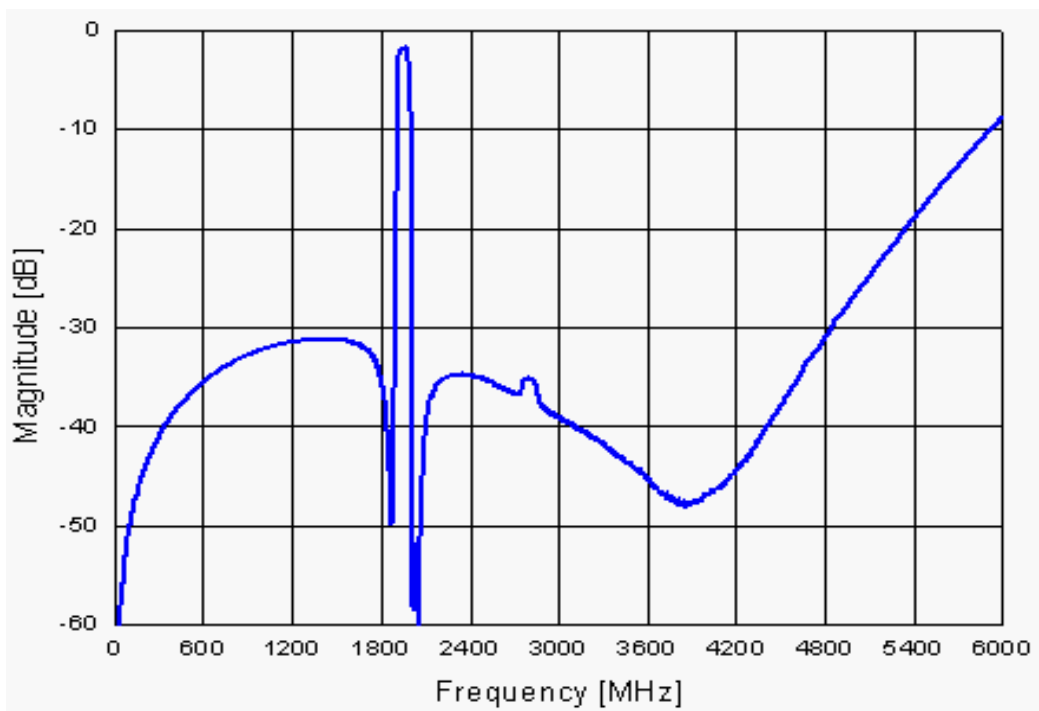
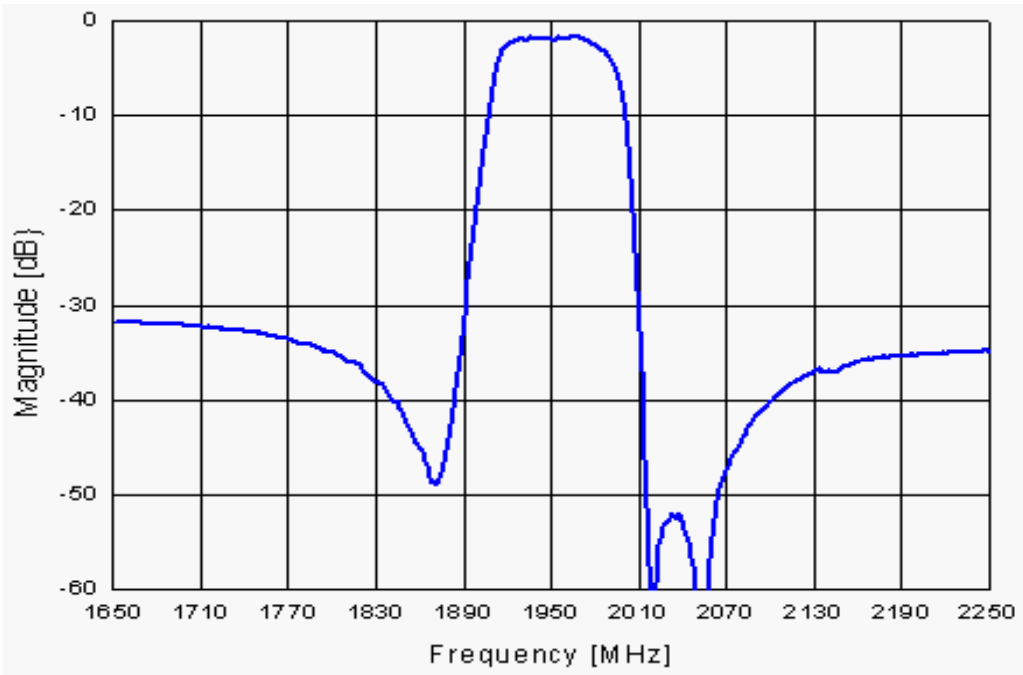
□ Testing Environment



Source & Load Impedance: 50 Ω

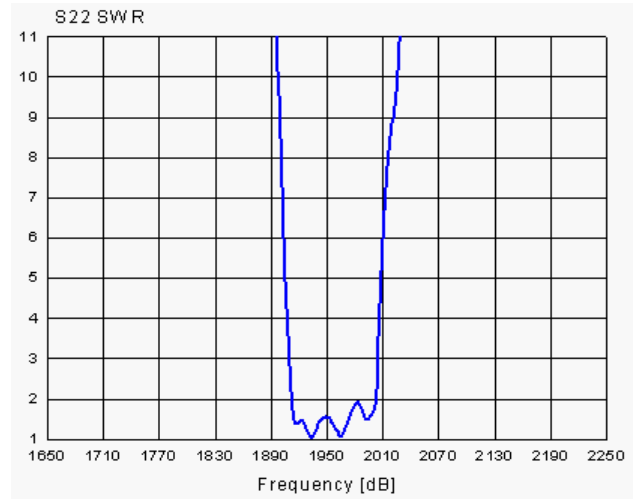
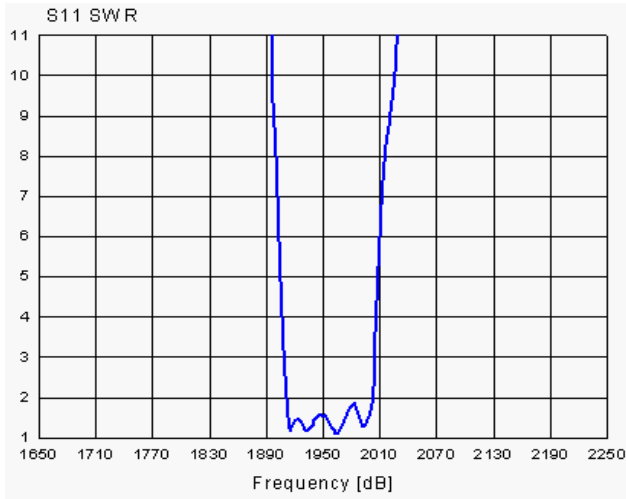
□ Frequency Characteristics

Frequency Response





VSWR



Smith Chart

