



Total Solution Provider in Saw Device

SA1747AM

PCN, RF SAW Filter
Revision 0:



-
- Electrical Characteristics
 - Package Dimensions
 - Testing Environment
 - Frequency Characteristics
-

Sawnics Inc.

石英晶体系列产品专业供应商 如需了解更多信息敬请联系:深圳市格利特电子有限公司

TEL: +86-755-83476790 FAX: +86-755-82523601 E-mail: sales@szgreat.com QQ: 598306447 Http://www.szgreat.com

□ Electrical Characteristics

Maximum Ratings

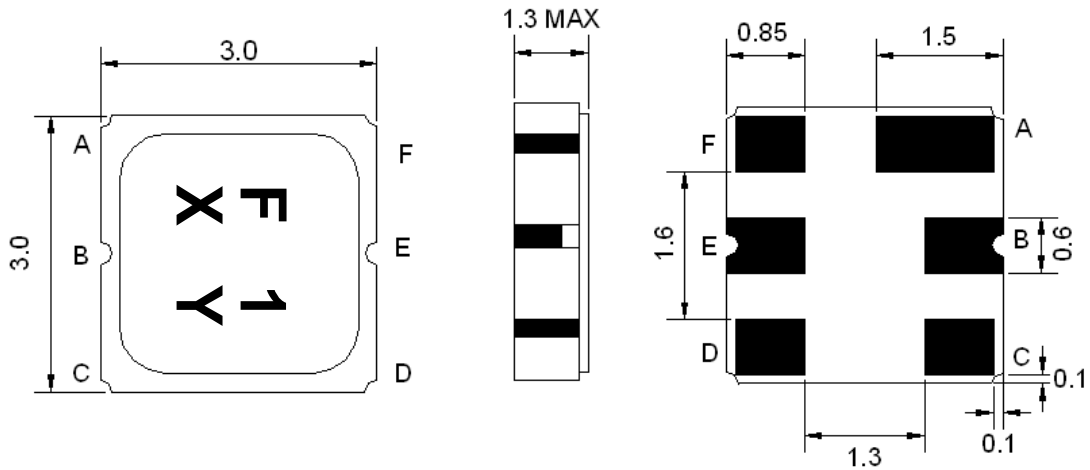
Parameters Description	Unit	Minimum	Typical	Maximum
Operating Temperature Range	°C	-20	-	+70
Storage Temperature Range	°C	-40	-	+85
Maximum DC Voltage	V	-	-	0
Maximum Input Power	dBm	-	-	5
Source Impedance (single ended) ⁽¹⁾	Ω	-	50	-
Load Impedance (single ended) ⁽¹⁾	Ω	-	50	-
Package type & size	M			
Length x Width	mm ²	-	3.0 x 3.0	-
Height	mm	-	-	1.3

Electrical Specification

Parameters Description	Unit	Minimum	Typical	Maximum
Center Frequency (Fo)	MHz	-	1747.5	-
Insertion Loss within 1710 ~ 1785 MHz	dB	-	3.2	4.0
Amplitude Ripple within 1710 ~ 1785 MHz	dB _{p-p}	-	1.9	2.5
Attenuation:				
D.C. ~ 1670 MHz	dB	18	23	-
1670 ~ 1680 MHz	dB	15	40	-
1805 ~ 1880 MHz	dB	5	8	-
1880 ~ 4500 MHz	dB	20	25	-
4500 ~ 5200 MHz	dB	15	20	-
VSWR within 1710 ~ 1785 MHz	-	-	3.0	3.5

Notes : (1) No Matching Network (Ref. Testing Environment Circuit as shown below).

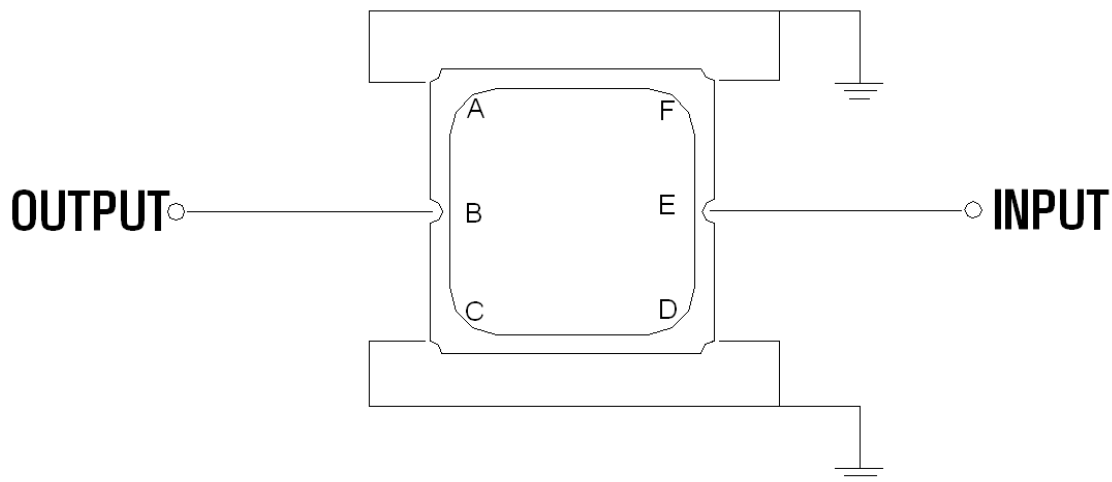
Package Dimensions



Marking Descriptions	
F	PCN Application
1	Series Number
X	Date Code(Year)
Y	Date Code(Month)

Pin Description	
A, C, D, F	Ground
E	In
B	Out

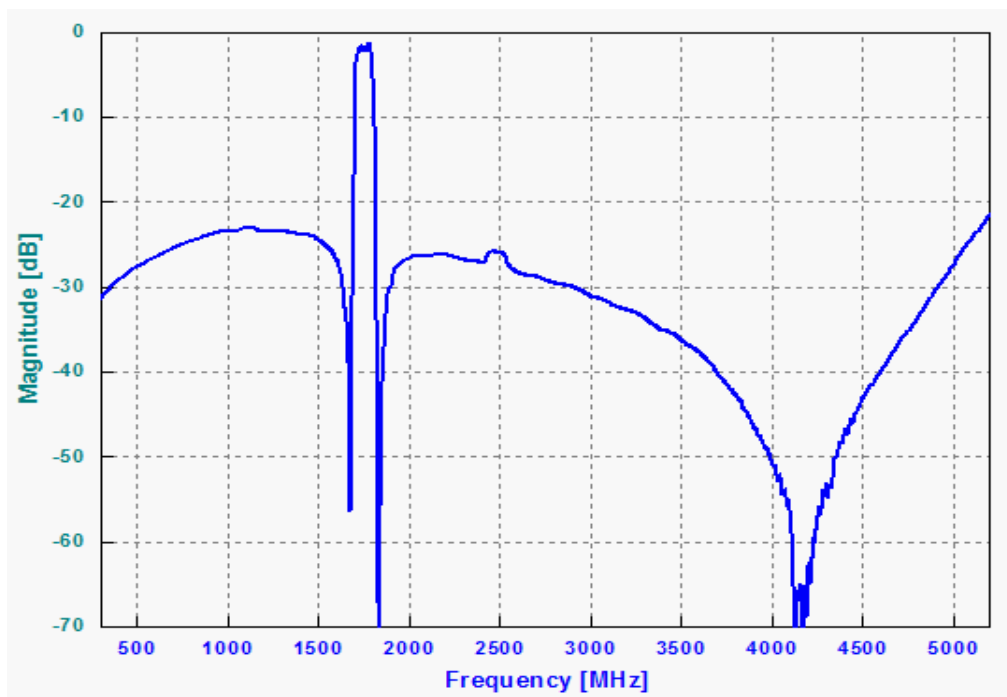
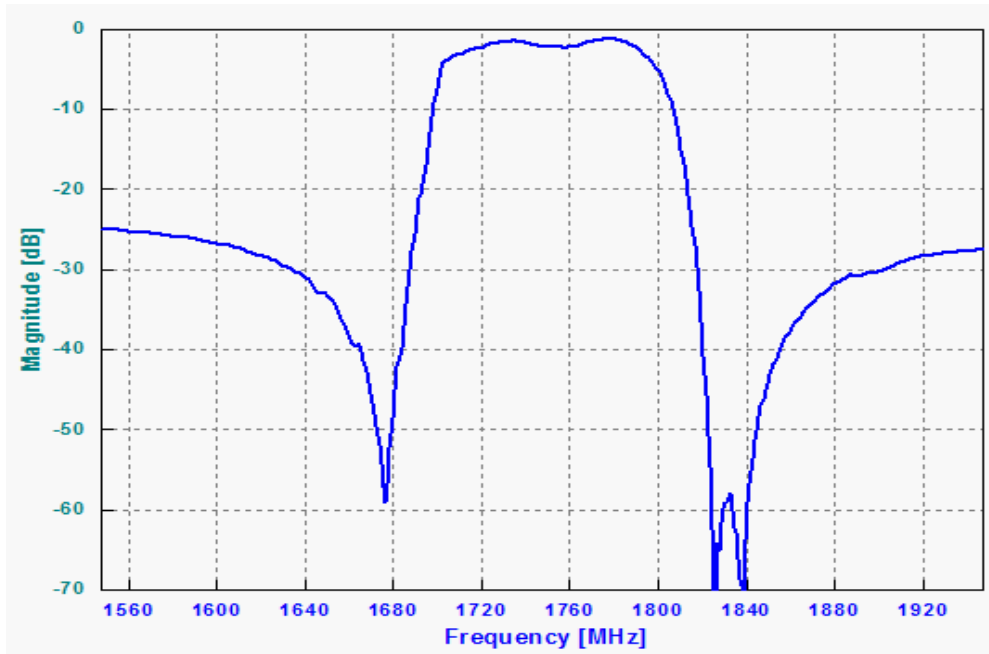
Testing Environment



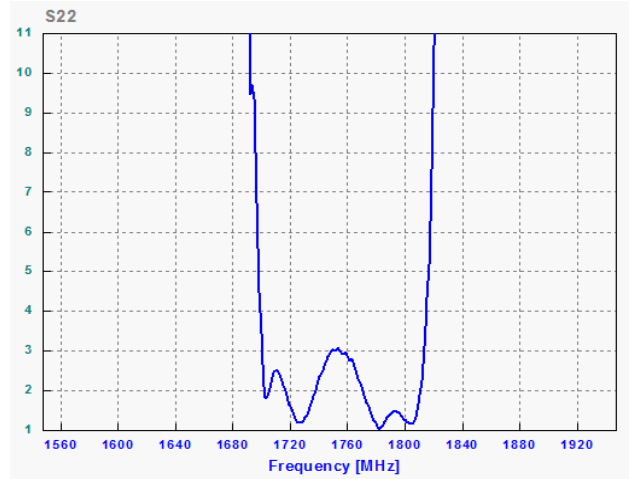
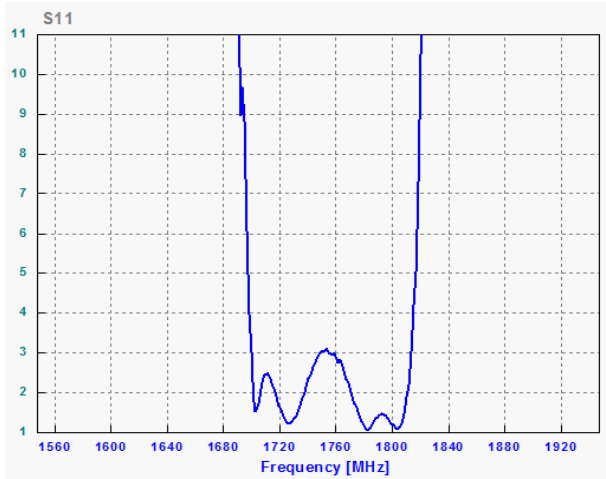
Source & Load Impedance: 50 Ω

□ Frequency Characteristics

Frequency Response



VSWR



Smith Chart

