

Customer Name	Standard Specification	FUJITSU MEDIA DEVICES LIMITED	
System	DCS-Rx (50/150ohm)	DATE	Oct. 15, 2003
FMD P/N	FAR-F6EB-1G8425-B2BG	Version 1.0a	

Table 1 Electrical Specification

Passband : 1805 ~ 1880 MHz						
Item	Condition (MHz)	Specification			Unit	Remarks
		Min.	Typ.	Max.		
Insertion Loss	1805 ~ 1880	-	1.7	2.3	dB	+25+/-2 °C
		-	-	2.5	dB	
Ripple	1805 ~ 1880	-	0.5	1.4	dB	
Absolute attenuation	DC ~ 1300	40	48	-	dB	
	1300 ~ 1705	28	35	-	dB	
	1705 ~ 1785	13	18	-	dB	+25+/-2 °C
		11	-	-	dB	
	1920 ~ 1980	16	21	-	dB	
	1980 ~ 3000	22	26	-	dB	
	3000 ~ 5000	35	50	-	dB	
5000 ~ 6000	32	47	-	dB		
VSWR S11	1805 ~ 1880	-	1.8	2.3	-	
VSWR S22	1805 ~ 1880	-	1.7	2.2	-	
Amplitude Balance S21 / S31	1805 ~ 1880	-1.4	-0.7 /+0.5	+1.4	dB	
Phase Balance (ϕ S21- ϕ S31)-180	1805 ~ 1880	-11	-6/+4	+11	deg.	
Input impedance	Unbalance	50			ohm	
Output impedance	Balanced	150//12nH			ohm	
Operating temperature		-10 ~ +80			°C	
Device Size		2.0typ.x1.6typ.x0.6max.			mm	

Customer Name	Standard Specification	FUJITSU MEDIA DEVICES LIMITED	
System	DCS-Rx (50/150ohm)	DATE	Oct. 15, 2003
FMD P/N	FAR-F6EB-1G8425-B2BG	Version 1.0a	

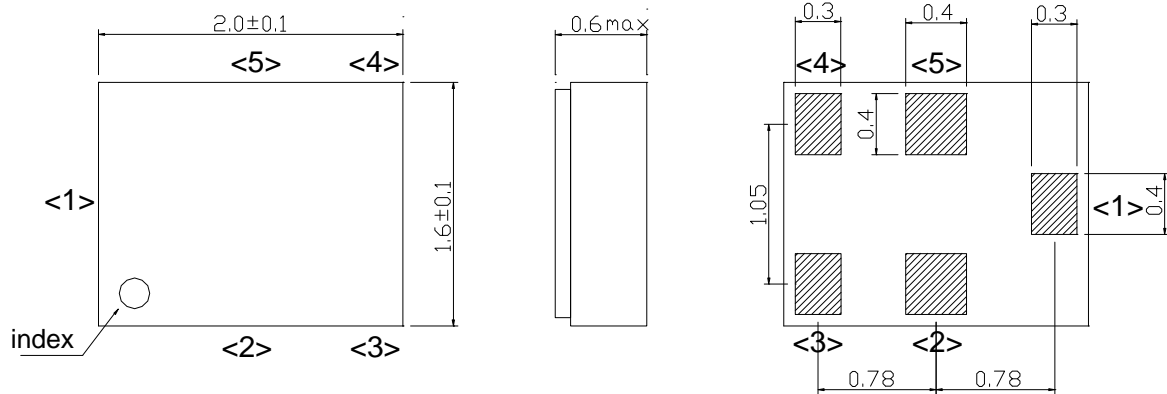
Table 2 Electrical Specification

Passband : 1805 ~ 1880 MHz						
Item	Condition (MHz)	Specification			Unit	Remarks
		Min.	Typ.	Max.		
Insertion Loss	1805 ~ 1880	-	1.7	2.3	dB	+25+/-2 °C
		-	-	3.0	dB	
Ripple	1805 ~ 1880	-	0.5	1.9	dB	
Absolute attenuation	DC ~ 1300	40	48	-	dB	
	1300 ~ 1705	28	35	-	dB	
	1705 ~ 1785	13	18	-	dB	+25+/-2 °C
		10	-	-	dB	
	1920 ~ 1980	16	21	-	dB	
	1980 ~ 3000	22	26	-	dB	
	3000 ~ 5000	35	50	-	dB	
5000 ~ 6000	32	47	-	dB		
VSWR S11	1805 ~ 1880	-	1.8	2.7	-	
VSWR S22	1805 ~ 1880	-	1.7	2.7	-	
Amplitude Balance S21 / S31	1805 ~ 1880	-1.4	-0.7 /+0.5	+1.4	dB	
Phase Balance (ϕ S21- ϕ S31)-180	1805 ~ 1880	-11	-6/+4	+11	deg.	
Input impedance	Unbalance	50			ohm	
Output impedance	Balanced	150//12nH			ohm	
Operating temperature		-30 ~ +85			°C	
Device Size		2.0typ.x1.6typ.x0.6max.			mm	

Customer Name	Standard Specification	FUJITSU MEDIA DEVICES LIMITED	
System	DCS-Rx (50/150ohm)	DATE	Oct. 15, 2003
FMD P/N	FAR-F6EB-1G8425-B2BG	Version 1.0a	

Dimensions

Device size: 2.0typ. x 1.6typ. x 0.6max

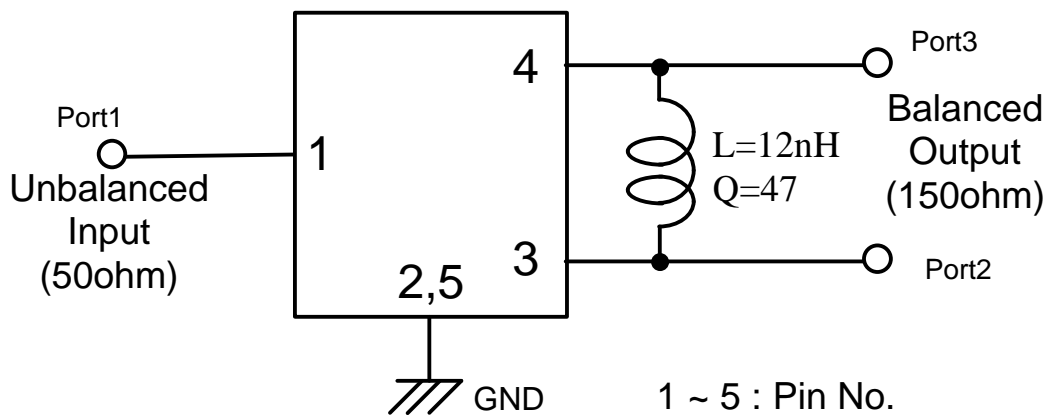


Unit : mm

Pin Configuration

Pin No.	Pin name	Description
1	IN	Unbalanced pin
2	GND	Ground
3	OUT	Balanced pin
4	OUT	Balanced pin
5	GND	Ground

Evaluation Circuit



Customer Name	Standard Specification	FUJITSU MEDIA DEVICES LIMITED	
System	DCS-Rx (50/150ohm)	DATE	Oct. 15, 2003
FMD P/N	FAR-F6EB-1G8425-B2BG	Version 1.0a	

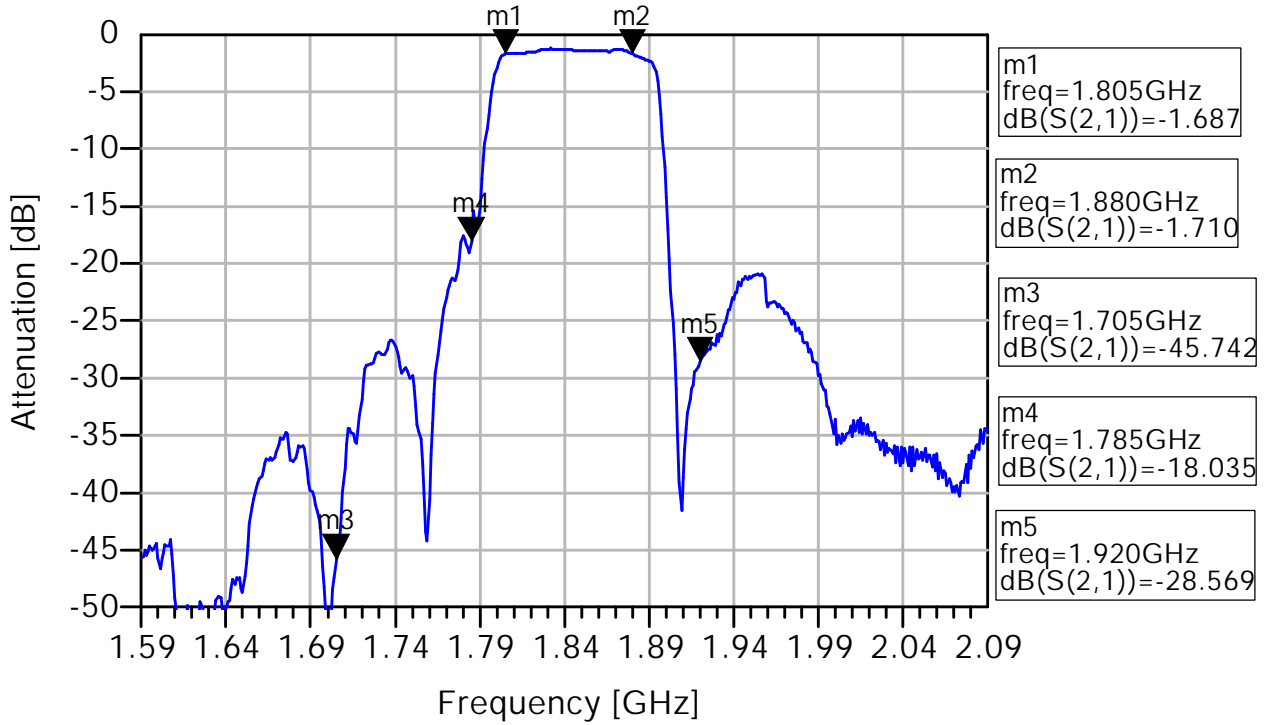


Fig. 1 Pass-band Characteristics

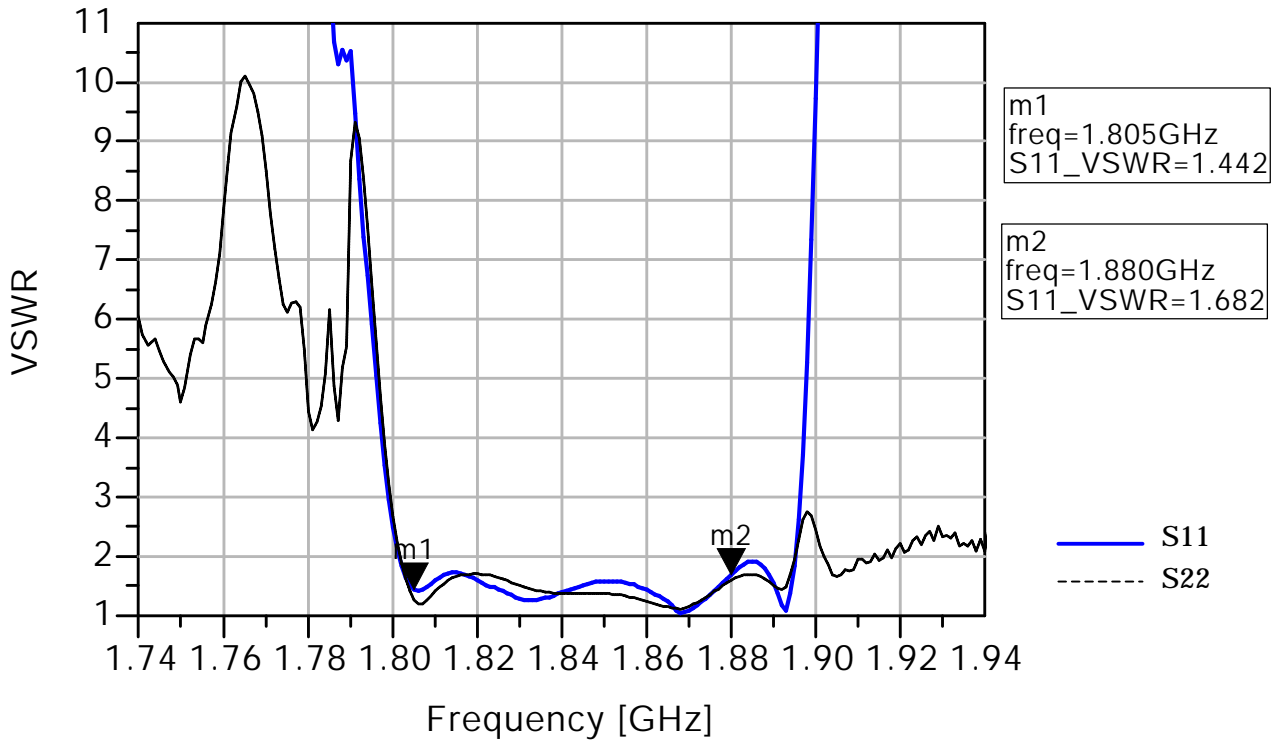


Fig.2 VSWR

Customer Name	Standard Specification	FUJITSU MEDIA DEVICES LIMITED	
System	DCS-Rx (50/150ohm)	DATE	Oct. 15, 2003
FMD P/N	FAR-F6EB-1G8425-B2BG	Version 1.0a	

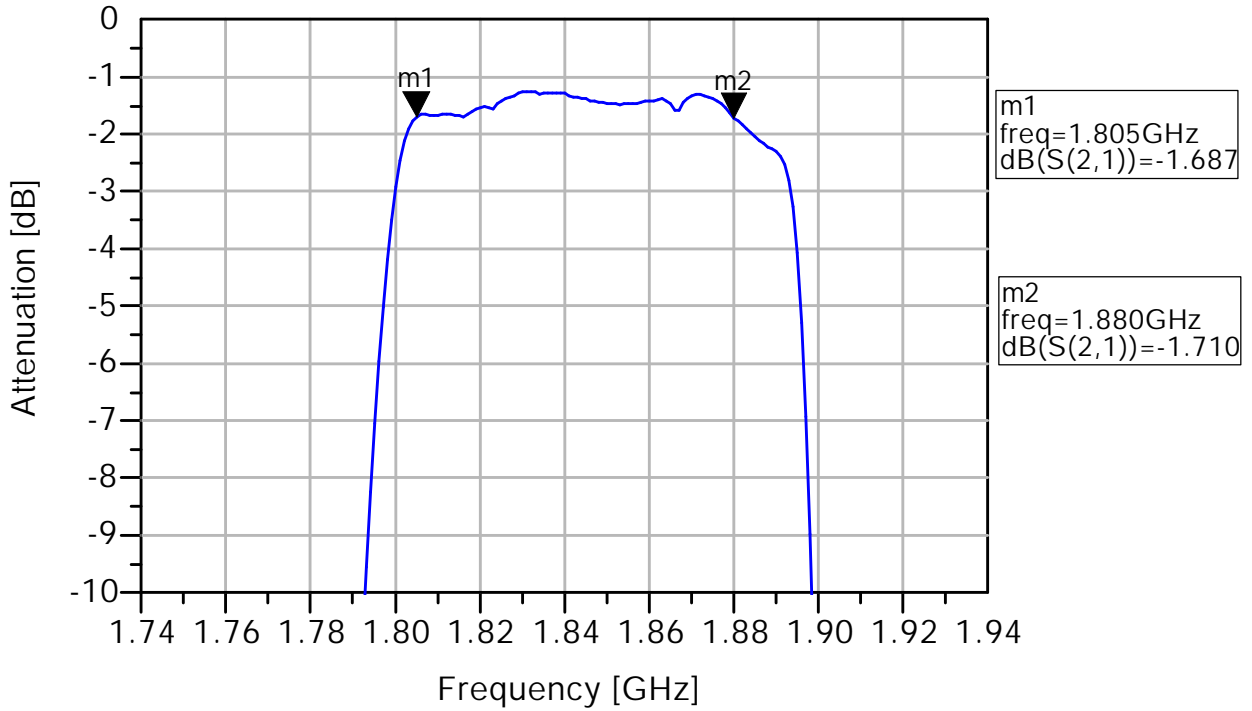


Fig.3 In-band Characteristics

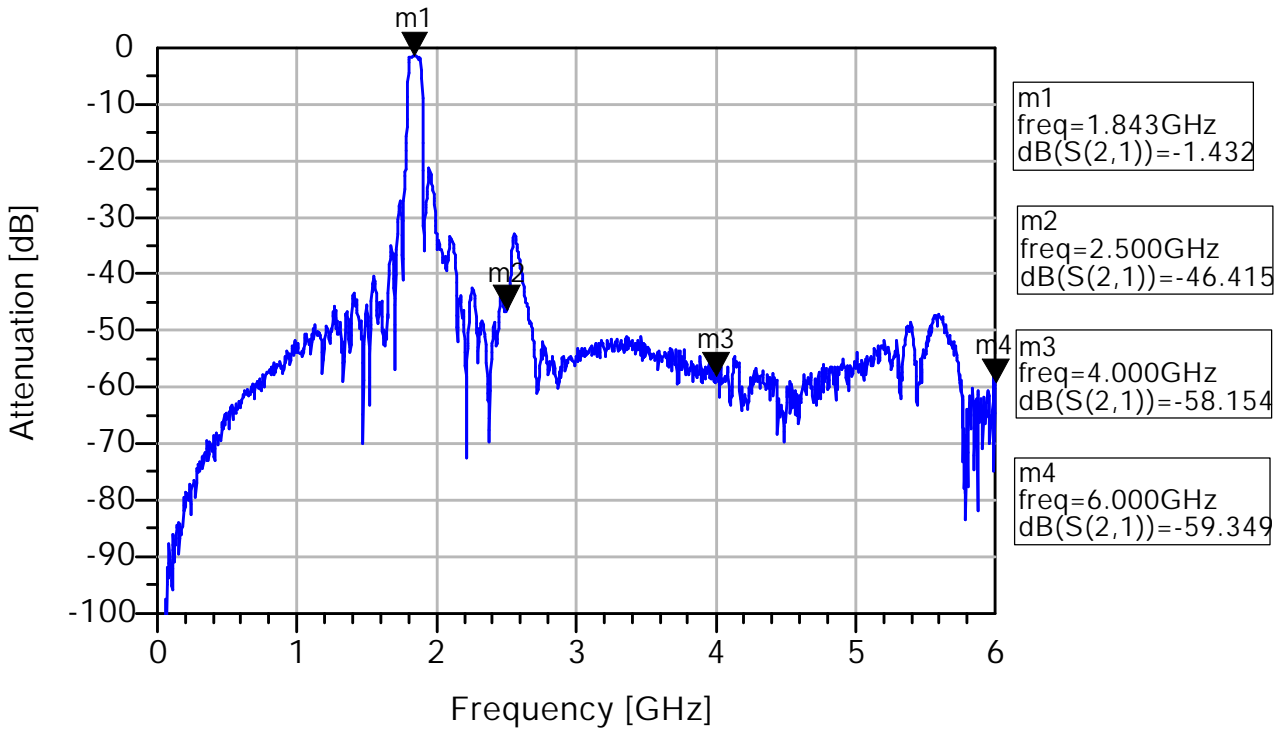


Fig.4 Wide-band Characteristics

Customer Name	Standard Specification	FUJITSU MEDIA DEVICES LIMITED	
System	DCS-Rx (50/150ohm)	DATE	Oct. 15, 2003
FMD P/N	FAR-F6EB-1G8425-B2BG	Version 1.0a	

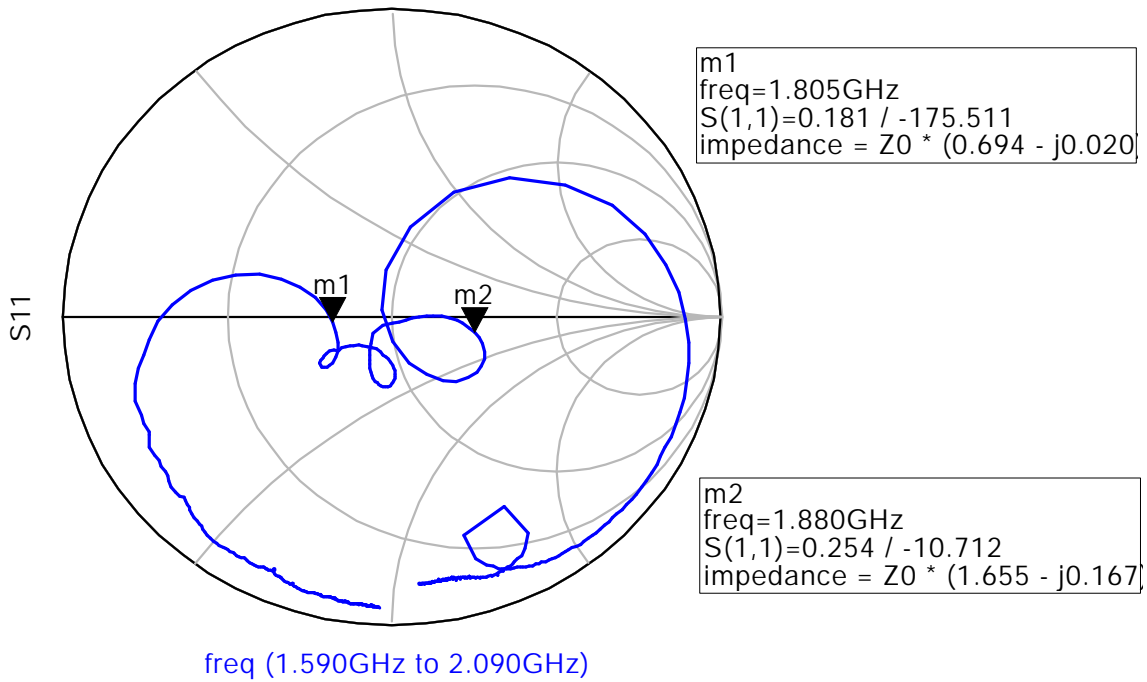


Fig.5 Impedance S11 (Unbal.)

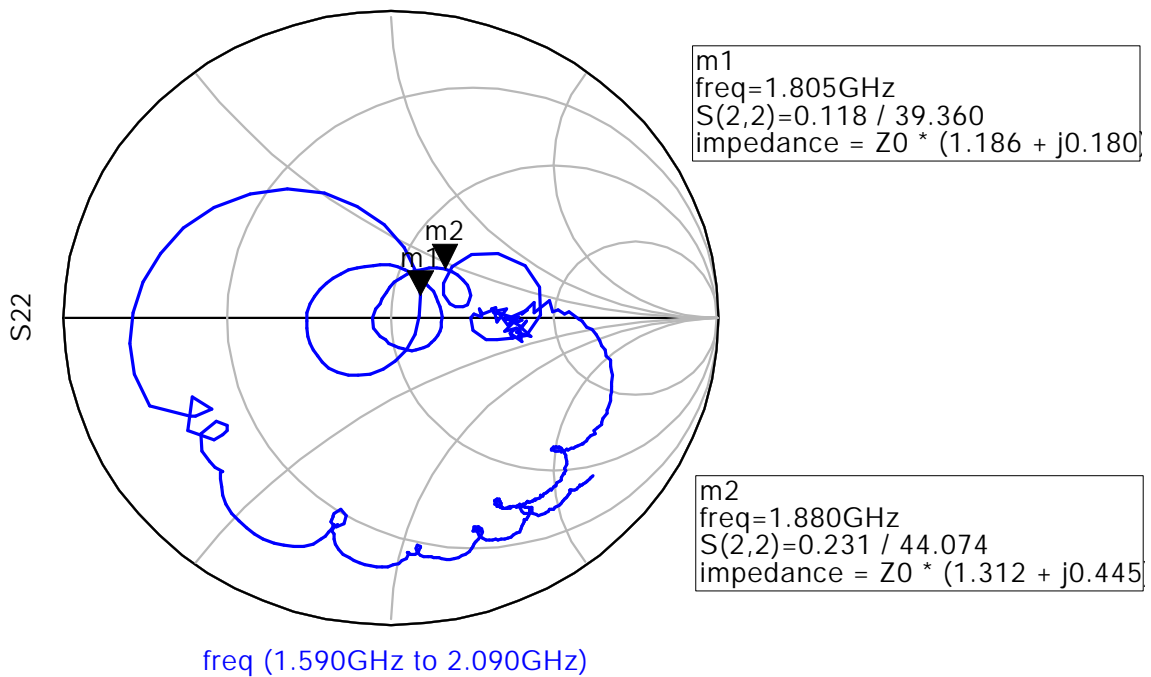


Fig.6 Impedance S22 (Bal.)

Customer Name	Standard Specification	FUJITSU MEDIA DEVICES LIMITED	
System	DCS-Rx (50/150ohm)	DATE	Oct. 15, 2003
FMD P/N	FAR-F6EB-1G8425-B2BG	Version 1.0a	

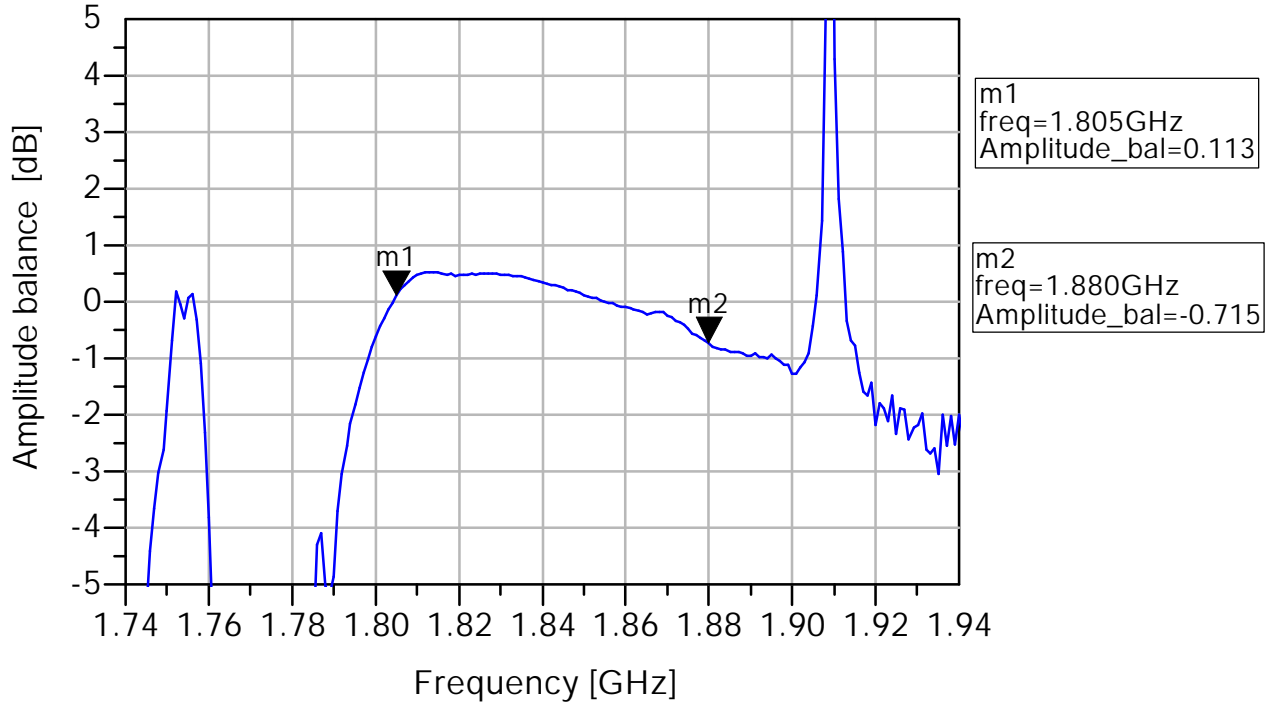


Fig.7 Amplitude Balance

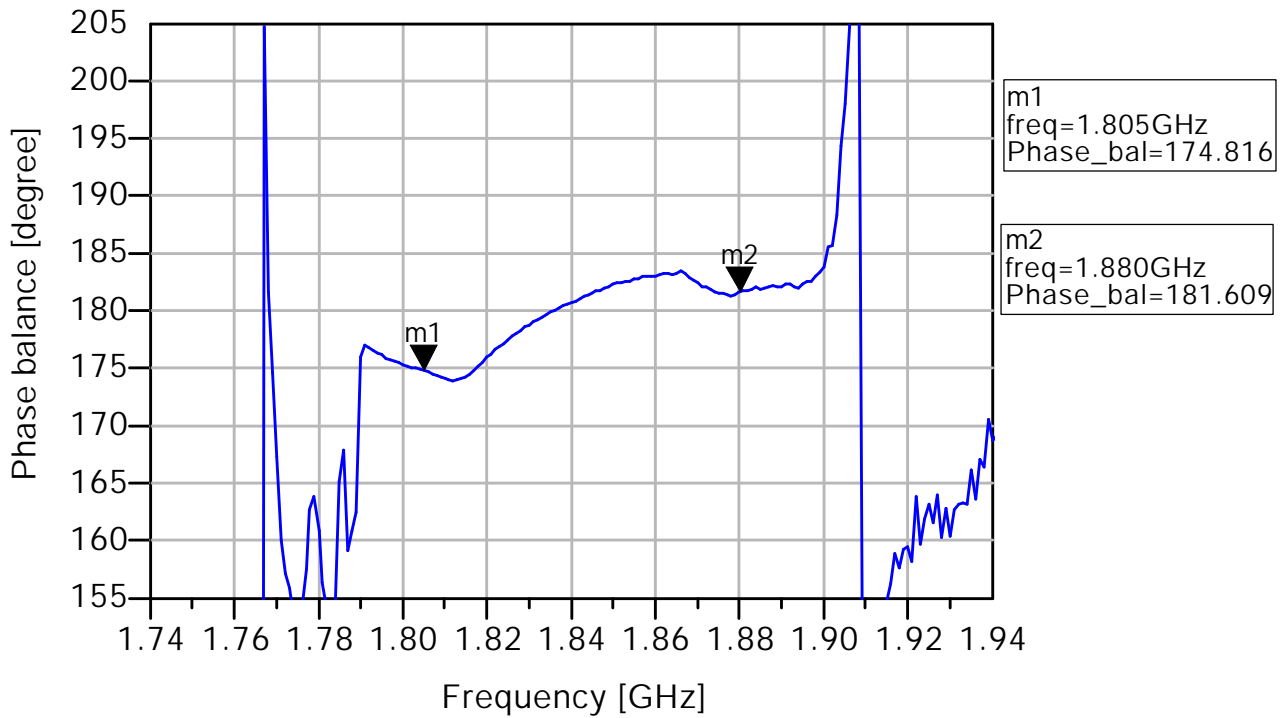


Fig.8 Phase Balance